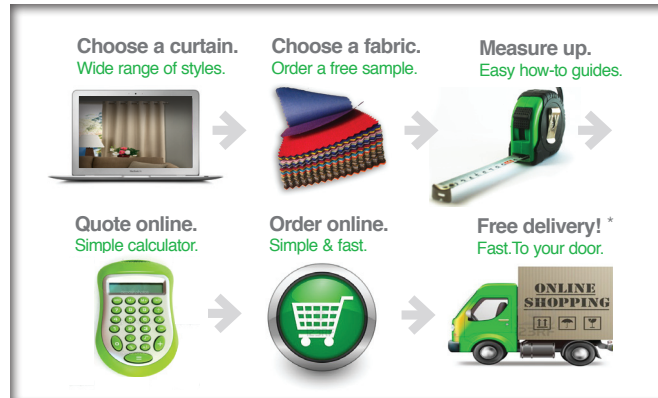


Shop online 24/7.



Simple.

Ready-Made + Custom-Made Curtains

Curtains on the Net's concept is simple. We're a one-stop, online store with an outstanding range of Curtains at the lowest prices online.

Whether you require inexpensive ready-made curtains in a hurry or custom-made curtains to your own specifications the Team at Curtains on the Net pride themselves on being able to provide the best value solutions. Our selection of Curtains is constantly evolving but will always reflect the current trends in fabrics and heading styles. Choose from a range of different headings including Eyelet, Pinch, Box and the adjustable Pencil Pleat.



- Ready-made Curtains can be despatched to you in only 3-5 working days.
 - Custom-made despatched in only 10 working days.
- We can also help you with tracks, rods and hooks all available for you to buy online 24 hours a day, 7 days a week.

Curtainsonthenet.com.au



Blinds onthenet.com.au

If it's Blinds you are after, Blinds on the Net offers a range to suit all budgets. Whether you require quick economical Ready-Made blinds or Custom-Made blinds to your exacting requirements. Choose from Roller, Roman, Venetian, Pleated, Vertical, Honeycomb and Panel Blinds even exterior Awnings. Blinds on the Net make no compromise on the quality of our blinds or the level of customer service we provide. We are from the Blind industry originally and have expertise that can only be gained from many years of experience. We work hard to keep our overheads low so we can pass on the benefits of lower costs directly to our customers - call: ☎ 1 300 852 912.



- ☎ 1 300 852 912
- F: 02 + 8762 1901
- A: PO Box 572, Sydney Markets, NSW 2129
- E: sales@curtainsonthenet.com.au

Curtainsonthenet.com.au



Quality curtains. Lowest prices online.
Free delivery.* We make it so simple!

Curtainsonthenet.com.au


Ready-Made Curtains

Curtains on the Net offer a comprehensive range of Ready-Made Curtains including: Pencil Pleat, Pinch Pleat, Box Pleat and the contemporary Eyelet Curtain.



Pencil Pleat

Pencil Pleat Curtains have the flexibility of a wide gather tape that allows the curtain width to be gathered up to perfectly suit your track or rod. This is the best heading if you are unsure of the exact width of curtains you require. Simply select the width range that your measurement falls into. If your measurement is on the lower end of the range your Curtains will be quite full, if it's closer to the higher measurement your Curtains will have less fullness! Go to the bigger size for very full curtains.




Pinch Pleat

The Pinch Pleat is the classic heading, we offer double and triple pleat, formal and with lots of fullness. These look particularly good with a Rod and Ring set as each pleat sits directly under a ring.



Box Pleat

For a more modern look try a Box Pleat [also known as Inverted Pleat] heading for the same tailored look but with a minimal edge.



Eyelet Curtains

Eyelet Curtains are today's style! No tracks, gliders, hooks or rods with rings are required. Simply select a rod that suits and an Eyelet Curtain is good to go! A selection of widths are available or it 's easy to simply add curtains to cover wider width Rods. Curtains on the Net have a large range of Ready-Made Eyelet Curtains from sheer to blackout and plain to patterned.

Curtainsonthenet.com.au

Custom-Made Curtains



The team at Curtains on the Net can supply you with great looking Curtains to fit all sizes of windows and doors at half the normal Custom-Made price.

Our Custom-Made range offers you a carefully selected choice of Blockout and Sheer fabrics in a range of textures, patterns and colours. Currently we have a choice of **4 heading styles** including the traditional **Pinch Pleat** and the adjustable **Pencil Pleat**. For a more contemporary look we offer our new **Box Pleat** Heading (also known as Inverted Pleat) and the popular **Eyelet** style. There is a multitude of width options and they are all made to the exact drop. We offer **free samples** of all our Custom-Made Curtain fabrics to ensure you make the perfect choice. The ordering process is simple and we offer expert advice.




Designer-Made Curtains



For those who want something truly special we offer our Designer-Made Collection. These are the most beautifully made Curtains we've seen. The range includes pure linens and premium cottons with hand screened patterns. All are double lined with cotton lining and Bump interlining. Our **free samples** will show you all 3 layers. We know you will be impressed with the finish, quality and price of this sophisticated range.

The Heading is a unique combination of a Triple Pinch Pleat combined with the practicality of an Eyelet. This means the curtain is always uniformly spaced and there's plenty of fullness. All you need is your rod of choice, no tracks, gliders, hooks or rings are required. There are 2 widths and 2 heights available, perfect for side drops or wider width windows and doors. We'll add to this premium range as we find other great products.

Tracks, Rods & Hooks



We've selected a small but concise range of Tracks and Rods to suit most requirements. Simple Hand draw or Cord drawn tracks, simple or decorative Rods, with or without rings and bendable tracks for Bay windows etc. We can also supply you with hooks to suit every Curtain we offer. We also like to offer accessories like Cushions when we find something special that's great value. Check www.curtainsonthenet.com.au regularly to see our ever changing range.

Curtainsonthenet.com.au

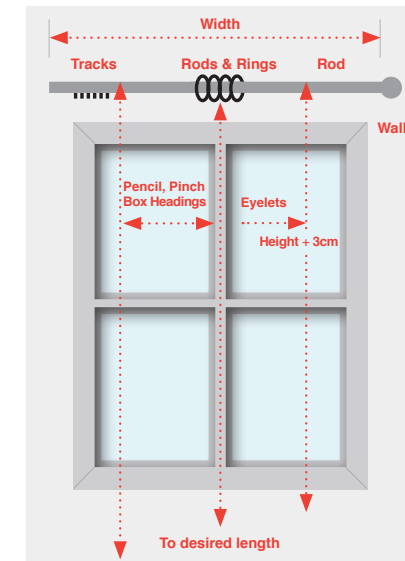
How to measure curtains

If you have selected your Curtains and decided on a Track or Rod to hang them from - it will be easy to take measurements for your new curtains.

Eyelet Curtains can only be hung on a Rod. Measure the [**Width**] of the rod from end to end, simple! For the [**Height**] measure from the top of the Rod down to your desired length and add 3cm. This is important as the top of your Eyelet curtain sits higher than the Rod.

Pencil, Pinch & Box headings can be hung from either a Hand or Cord Drawn Track or a Rod and Ring set. If you are using a **Track** measure the [**Width**] from end to end. You may want to add some to wrap around the brackets at each end (Returns) or for the crossover in the middle (if you have a cord drawn track). For the [**Height**] simply measure from just above the top of the track down to the desired length. For a **Rod & Rings Set** measure the [**Width**] of the Rod and for the [**Height**] measure from the bottom of the Rings down to the desired length.

If in doubt please visit our site or contact: ☎ **1 300 852 912**.



- **Exceptional service with a Quick Free Sample service**
- **Expert advice by email or phone**
- **Do it yourself. Easy measure & install instructions**
- **Ready-Made or Custom-Made**
- **Fast Australia-wide delivery**
- **10% Discount on orders of 10 or more Curtains**
- **Ready-Made Curtains delivered in 3-5 working days**
- **Custom-Made Curtains manufactured in 5-10 working days**

* Delivery.

Custom-Made curtains - Free delivery Australia wide
Ready-Made curtains - \$25 delivery Australia wide

NOTE: Curtains on the Net reserves the right to seek additional freight surcharges to very remote locations where freight costs are excessive. If you are in a remote location we may call you to cover the additional cost of the freight. Curtains on the Net will only ever pass on our cost price for freight.